

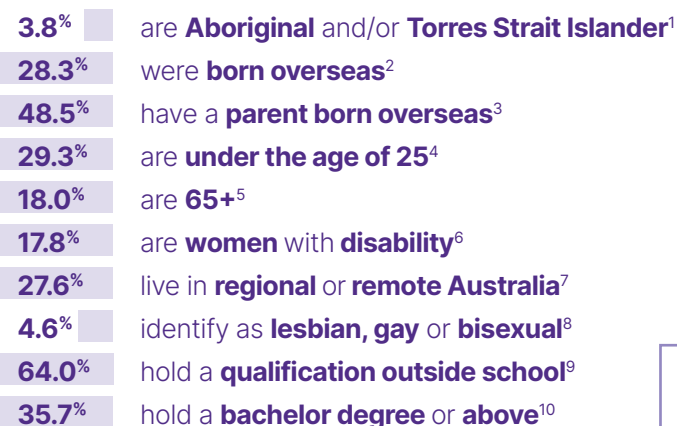


2024 Status of Women Report Card



Women in Australia are diverse, educated and hardworking

of all Women in Australia



Australia has the **4th highest level** of **tertiary educated women** in the OECD¹¹

60.4% of women **over the age of 15** are **employed**¹²

On average, women aged **15 to 64 years** do **55.4 hours** of **paid and unpaid work** a week, 2 hours more than men¹³


Unpaid and paid care

83% of **one parent families** are **single mothers**¹⁴



Women do over **9 hours** a week more **unpaid work and care** than men¹⁵

Female parents do **1 hour and 15 minutes** more **unpaid child care** a day than male parents¹⁶




43.3% of women work part-time compared to **19.5%** of men¹⁷

35.7% of women cite **caring for children** as the **main reason** they are **unavailable to start work** or **work more hours**, compared to **7.3%** of men¹⁸

14% of employer-funded **paid primary carers leave** is **taken by men** and **86%** is **taken by women**¹⁹



Gender attitudes and stereotypes



43% of young women (aged 16-24) **reject attitudes** that underpin **gender inequality** compared to **20%** of young men²⁰



In couple families where the youngest dependent is 0-4 years old, **90.6%** of male partners were **employed** compared to **69.5%** of female partners²¹



Economic equality and security

The **national gender pay gap**, based on full-time average weekly earnings, is **12%** (\$238 per week)²², women would need to work an **additional 44 days** a year to **earn the same as men**²³



When comparing full-time equivalent **total remuneration** of private sector employees, which includes superannuation, bonuses, overtime and other payments, the median **gender pay gap** is **19%** (\$18,461 per year)²⁴

Mothers who **change from partnered to single mother households** experience a **20%** **decline in household income**²⁵

54.2% of all workers work in either **male or female dominated industries**²⁶

26% of women who recently **experienced sexual harassment** experienced it at **work**²⁷

34% of retired women **rely on their partner's income** to meet their living costs at retirement (**compared to 7%** of retired men)²⁸

122,494 people were estimated to be **experiencing homelessness** on census night in 2021; **44.1%** of these people were women²⁹

The **gap in median superannuation balances for women and men** approaching retirement (ages 60-64) is **25.1%** (or \$53,190)³⁰



Gender based violence

One in five women and one in 16 men have experienced **sexual violence** since the age of 15³¹



57% of women who recently **experienced sexual harassment** experienced it **electronically** (online or on a phone)³²

Girls are **more than twice as likely** to **experience child sexual abuse** as boys, and **1.5 times more likely** to **experience emotional abuse**³³



Health

55% of women experiencing menopause symptoms reported **negative impacts on their mental and emotional wellbeing**, while **32%** reported **negative impacts on their relationship with their partner**³⁴

Almost a **third of women aged 15 to 34 years** were **diagnosed with depression and/or anxiety in 2021**, with rates increasing, particularly for women and young people, between 2009 and 2021³⁵



The rate of **death by suicide** for First Nations women is **2.5 times the rate for non-Indigenous women**³⁶

Leadership, representation and decision making

9% of CEOs in the ASX300 are women³⁷

32% of women and **48%** of men participate in **sport** at least once a week³⁸

In the 2024 Australia Day Honours List, **women received 50.5%** of **Order of Australia awards**³⁹



Australia is ranked **26th for gender equality** internationally⁴⁰



Endnotes

- 1 Australian Bureau of Statistics (ABS) (2023), [Estimates of Aboriginal and Torres Strait Islander Australians, 30 June 2021](#), ABS website, accessed 11 January 2024.
- 2 ABS (2021), *Country of Birth of Person (BPLP) by Sex (SEXP) [2021 Census – cultural diversity TableBuilder]*, accessed 11 January 2024.
- 3 ABS (2021), *Country of Birth of Parents (BPPP) by Sex (SEXP) [2021 Census – cultural diversity TableBuilder]*, accessed 11 January 2024.
- 4 ABS (2023), [National, state and territory population, June 2023](#), ABS website, accessed 11 January 2024.
- 5 ABS (2023), [National, state and territory population, June 2023](#), ABS website, accessed 11 January 2024.
- 6 ABS (2019), [Disability, ageing and carers, Australia: Summary of Findings, 2018](#), ABS website, accessed 11 January 2024.
- 7 ABS (2021), *Remoteness Area National (UR) (RAN UR) by Sex (SEXP) [2021 Census – counting persons, 15 years and over TableBuilder]*, accessed 22 February 2024.
- 8 ABS (2020), [General social survey: Summary results, Australia, 2020](#), ABS website, accessed 11 January 2024.
- 9 ABS (2023), [Education and work, Australia, May 2023](#), ABS website, accessed 8 January 2024.
- 10 ABS (2023), [Education and work, Australia, May 2023](#), ABS website, accessed 8 January 2024.
- 11 OECD (2023), [Adult education level \(indicator\), 2022](#), OECD website, accessed on 23 February 2024.
- 12 ABS (2024), [Labour Force, Australia, January 2024](#), ABS website, accessed 15 February 2024.
- 13 ABS (2022), [How Australians use their time 2020–21](#), ABS website, accessed 8 January 2024.
- 14 ABS (2023), [Labour force status of families, June 2023](#), ABS website, accessed 11 January 2024.
- 15 ABS (2022), [How Australians use their time 2020–21](#), ABS website, accessed 8 January 2024.
- 16 ABS (2022), [How Australians use their time 2020–21](#), ABS website, accessed 8 January 2024.
- 17 ABS (2024), [Labour Force, Australia, January 2024](#), ABS website, accessed 15 February 2024.
- 18 ABS (2023), [Barriers and Incentives to Labour Force Participation, Australia, 2022–23](#), ABS website, accessed 24 January 2024.
- 19 Workplace Gender Equality Agency (WGEA) (2023), [WGEA Gender equality scorecard 2022–23](#), WGEA website, accessed 19 February 2024.
- 20 Coumarelos, C., Roberts, N., Weeks, N., and Rasmussen, V. (2023), [Attitudes matter: The 2021 National Community Attitudes towards Violence against Women Survey \(NCAS\), Findings for young Australians \(Research report, 08/2023\)](#), ANROWS website, accessed 8 January 2024.
- 21 ABS (2023), [Labour force status of families, June 2023](#), ABS website, accessed 11 January 2024.
- 22 ABS (2024), [Average weekly earnings, Australia, November 2023](#), ABS website, accessed 22 February 2024.
- 23 ABS (2024), [Average weekly earnings, Australia, November 2023](#), ABS website, Office for Women calculations, accessed 22 February 2024.
- 24 WGEA (2024), [WGEA Employer Gender Pay Gaps Snapshot 2022–23](#), WGEA website, accessed 27 February 2024.
- 25 Wilkins, R., Vera-Toscano, E., and Botha, F. (2024), [The Household, Income and Labour Dynamics in Australia Survey: Selected Findings from Waves 1 to 21](#), Melbourne Institute: Applied Economic & Social Research, the University of Melbourne website, accessed 16 February 2024.
- 26 ABS (2024), [Labour force, Australia, detailed, November 2023](#), ABS website, accessed 22 February 2024.
- 27 ABS (2023), [Sexual harassment 2021–22](#), ABS website, accessed 8 January 2024.
- 28 ABS (2023), [Retirement and Retirement Intentions, Australia, 2020–21](#), ABS website, accessed 25 January 2024.
- 29 ABS (2023), [Estimating homelessness: Census, 2021](#), ABS website, accessed 8 January 2024.
- 30 Australian Taxation Office (ATO) (2023), [Taxation statistics 2020–21](#), Snapshot Table 5, Chart 12, Median super balance by age and sex, ATO website, accessed 8 January 2024.
- 31 Australian Institute of Health and Welfare (AIHW) (2023), [Family, domestic and sexual violence](#), AIHW website, accessed 9 January 2024.
- 32 ABS (2023), [Sexual harassment 2021–22](#), ABS website, accessed 8 January 2024.
- 33 Haslam, D., Mathews, B., Pacella, R., Scott, JG., Finkelhor, D., Higgins, DJ., Meinck, F., Erskine, HE., Thomas, HJ., Lawrence, D., Malacova, E. (2023), *The prevalence and impact of child maltreatment in Australia: Findings from the Australian Child Maltreatment Study: Brief Report*, Australian Child Maltreatment Study, Queensland University of Technology, accessed 24 January 2024. DOI: <https://doi.org/10.5204/rep.eprints.239397>.
- 34 Jean Hailes for Women's Health, Australasian Menopause Society, Women's Health Research Program (Monash University) (2023), [The impact of symptoms attributed to menopause by Australian women](#), Jean Hailes website, accessed 2 February 2024.
- 35 Wilkins, R., Vera-Toscano, E., and Botha, F. (2024), [The Household, Income and Labour Dynamics in Australia Survey: Selected Findings from Waves 1 to 21](#), Melbourne Institute: Applied Economic & Social Research, the University of Melbourne website, accessed 16 February 2024.
- 36 AIHW (2023), [Suicide & self-harm monitoring, Deaths by suicide among First Nations people](#), AIHW website, accessed 24 January 2024.
- 37 Chief Executive Women (CEW) (2023), [CEW Senior Executive Census 2023](#), CEW website, accessed 8 January 2024.
- 38 Australian Sports Commission (2023), [AusPlay: National Sport and Physical Activity Participation Report, October 2023](#), Clearinghouse for Sport website, accessed 8 January 2024.
- 39 The Governor-General of the Commonwealth of Australia, [Australian Honours List](#), The Governor-General of the Commonwealth of Australia website, accessed 2 February 2024.
- 40 World Economic Forum (2023), [Global gender gap report 2023](#), World Economic Forum website, accessed 8 January 2024.